

## TECHNICAL DATA SHEET

# Facemask Limber BREATH FFP2 NR

Model PPE/A

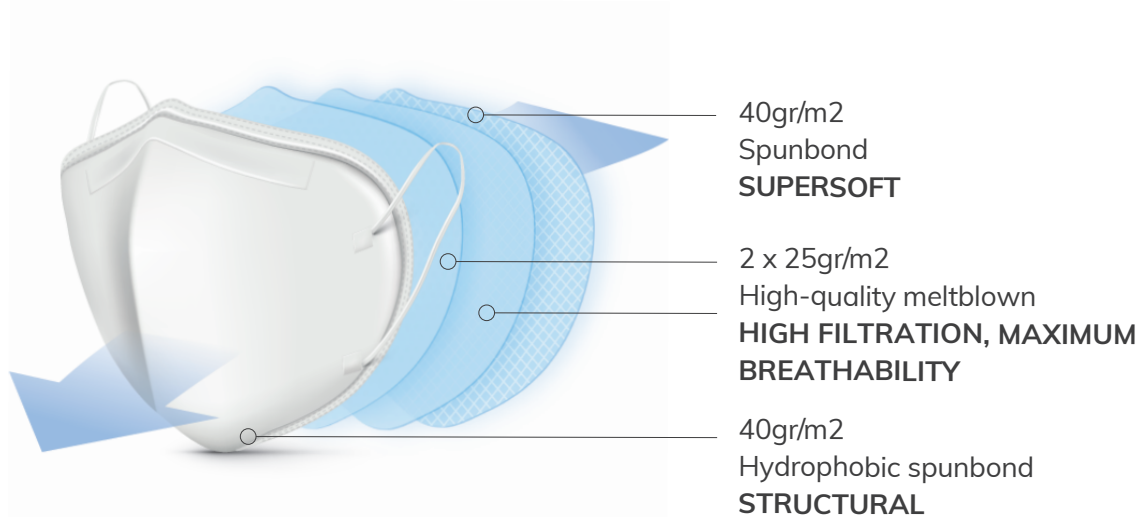


· FFP2 PPE/A  
White



· FFP2 PPE/A  
Black

### Composition



Maximum breathability in 4 high quality layers

## Certification

CE-Certified  
 EN 149:2001 +A1:2009  
 Notified Body 0370  
 LGAI TECHNOLOGICAL CENTER  
 S.A. (APPLUS). Campus UAB,  
 Apto Correos 18 08193 Bellaterra,  
 Barcelona, España



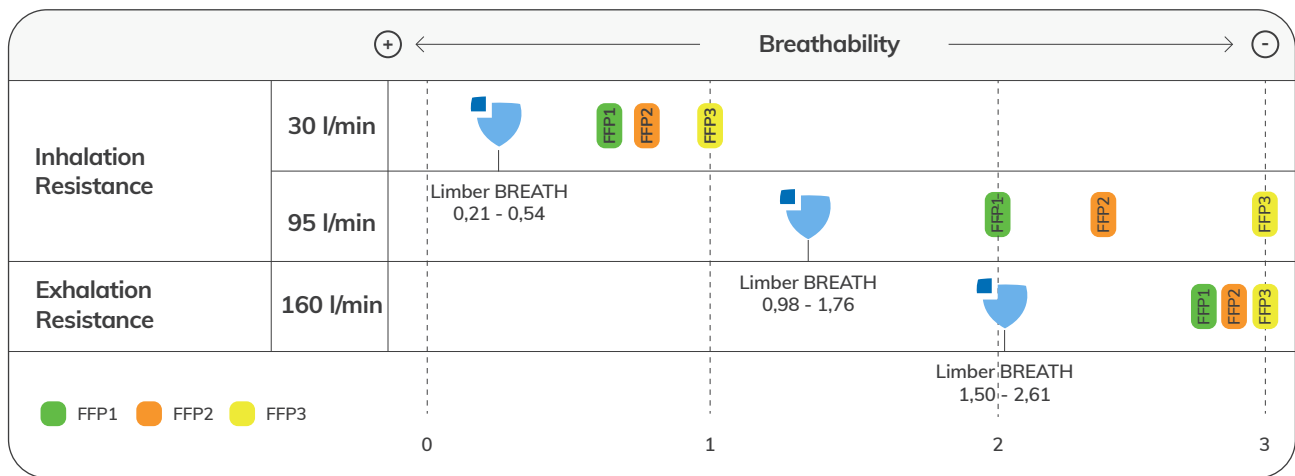
## Manufacturer

TST NO TEJIDO SL  
 Pol. Ind. IP7 - Av. Francia, 5.  
 46890 Agullent, Valencia (Spain)  
 www.tejidosintejer-notejido.es  
 +34 961 116 256  
 www.limberprotection.com

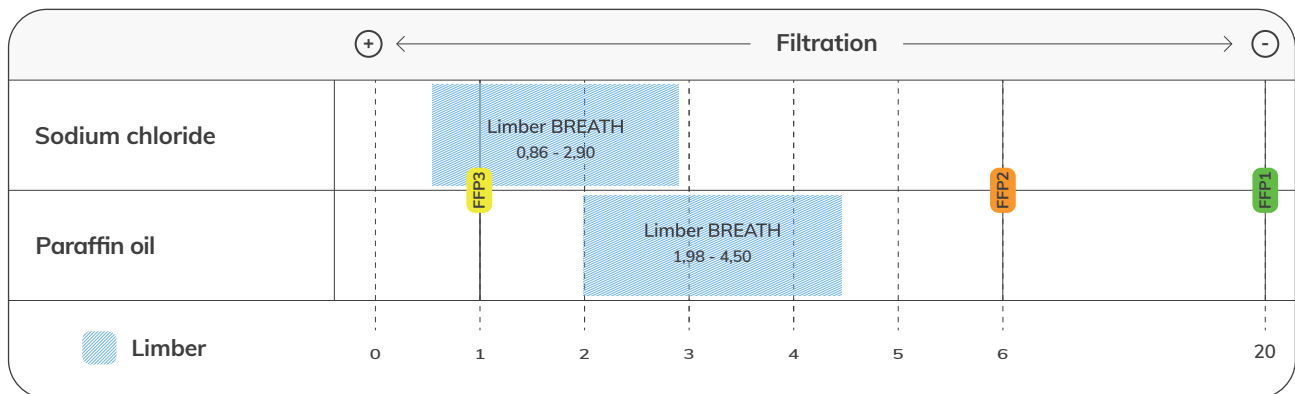


Declaration of Conformity

## Comparative breathability table



## Comparative filtration table



# Packaging and logistics

	Units	Packs	Point of sale	Box	Measurements	Weight
Flow Pack	1				19 x 11,4 cm	
Point of sale	25	25	1		19,6 x 11,6 x 15,6 cm	0,5 KGS
Box	1.250	1.250	50	1	60 x 80 x 40 cm	13 KGS
Pallet	12.500	12.500	500	10	80 x 120 x 220 cm	137 KGS

## Flow Pack

Contains 1 unit and full labelling



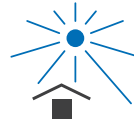
## Point of sale

Contains 25 units and full labelling

## Instructions for use and storage



Single-use product



Store away from direct sunlight



Maximum Relative humidity <80%



Storage temperature range -20° / +25°



Do not use mask for more than 1 shift or for more than 12 hours

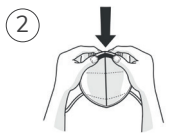
## Instructions for adjustment



1 Always wash hands with soap and water or a hydro-alcohol solution.



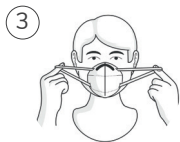
4 Ensure there are no spaces between the mask and your face.



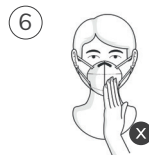
2 Place the nose clip over your nose and press into shape with your fingers to prevent sharp angles.



5 Adjust the nose clip to ensure a close fit around the nose.



3 Place the mask over your face, covering the nose, mouth and chin and pull the straps over your ears.



6 Once in place, do not touch the mask. Wash hands before touching.

